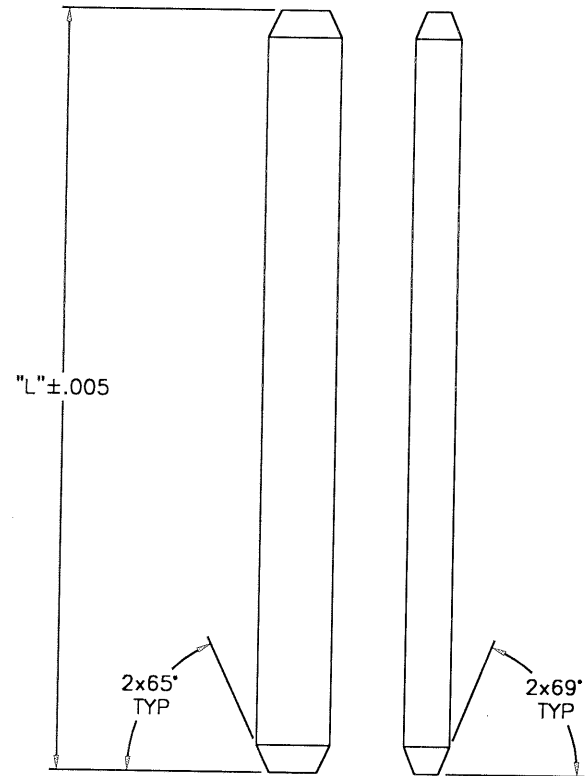
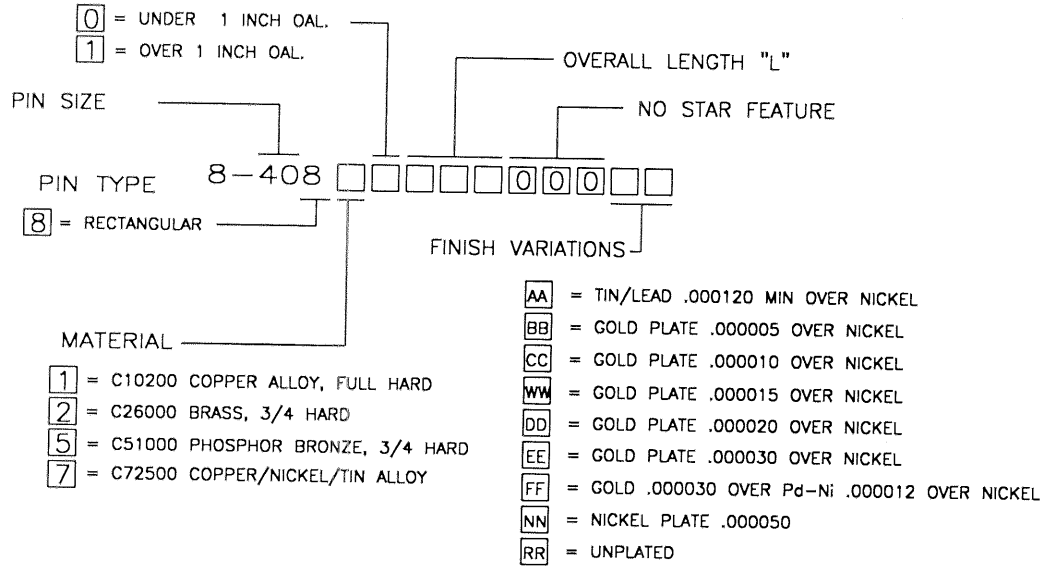


NOTE: UNLESS OTHERWISE SPECIFIED

REV	REVISION RECORD	ECN	BY	APVD	DATE
A	INITIAL RELEASE	14183	MAC	JB	6-25-96
B	75° WAS 30°	14276	JMC	JB	6-25-96
C	PER ECN 14471	14471	MAC	JB	6-25-96
D	CHNG NOTCH TO .013 WAS .020	14881		JB	7-11-96
E	UPDATES PER ECN 501558	501558	RJB	RJB	5-13-97

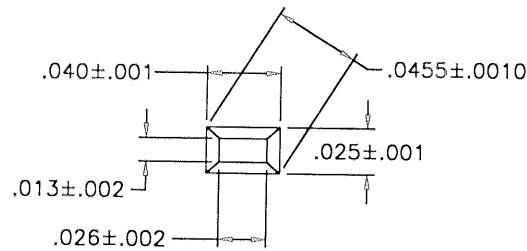
1. INTERPRET DRAWING IN ACCORDANCE WITH ANSI Y14.5-1982.
2. REMOVED
3. PITCH CONSISTENCY TO BE WITHIN ± 0.005 OVER 3.000 INCHES.
4. \triangle PART TO BE SUPPLIED ON A CONTINUOUS REEL.
5. ALL DIMENSIONS APPLY AFTER PLATING.

PART NUMBER BREAKDOWN



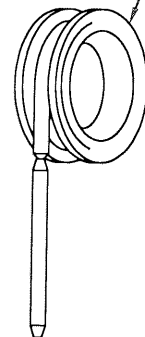
PIN WITH NO STAR

CUSTOMER DRAWING



DETAIL

\triangle REELING ORIENTATION
 AP/2 REEL
 (24" O.D. x 20" I.D.)



This drawing and the information set forth herein are the property of AutosplICE, Inc. and are to be held in trust and confidence. Publication, duplication, disclosure, or use for any purpose not expressly authorized in writing by AutosplICE, Inc. is prohibited.

ALL DIMENSIONS ARE IN INCHES	autosplICE ® AUTOSPLICE INC. 10121 Barnes Canyon Road San Diego, California 92121 (619) 533-0077
DECIMAL: XX = ± 0.1 XXX = ± 0.005	THIRD ANGLE PROJECTION DRAWN BY MAC M DATE 6-05-96 APPROVED BY J BIANCA DATE 6-05-96
ANGULAR: $\pm 5^\circ$	TITLE AUTOPIN/2 DETAIL PART DRAWING
	BASE FILE NO. CAD FILE NO. COB-408XXXXX AND REV. E SHEET 1 OF 1