

4

3

2

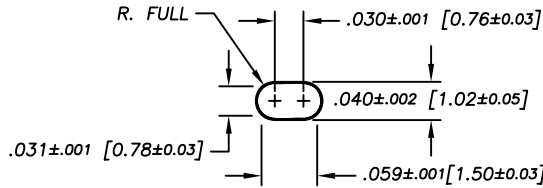
1

NOTES: UNLESS OTHERWISE SPECIFIED

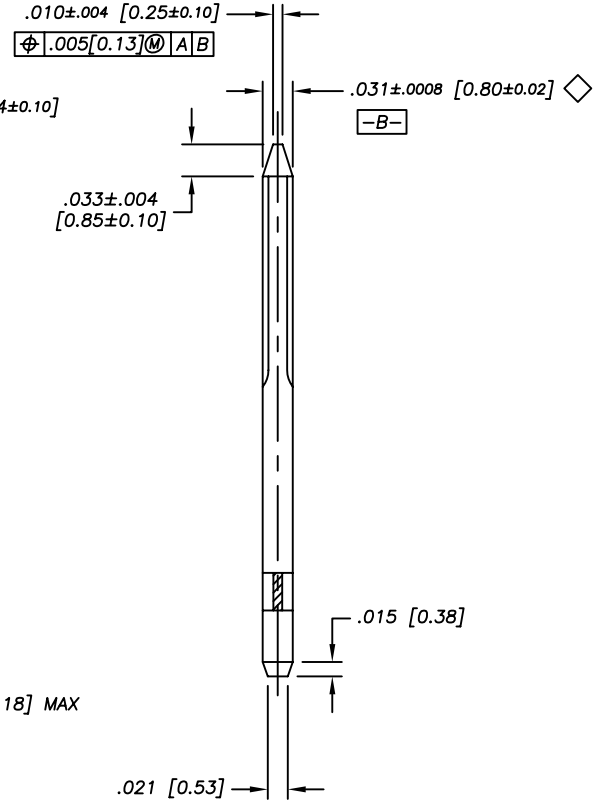
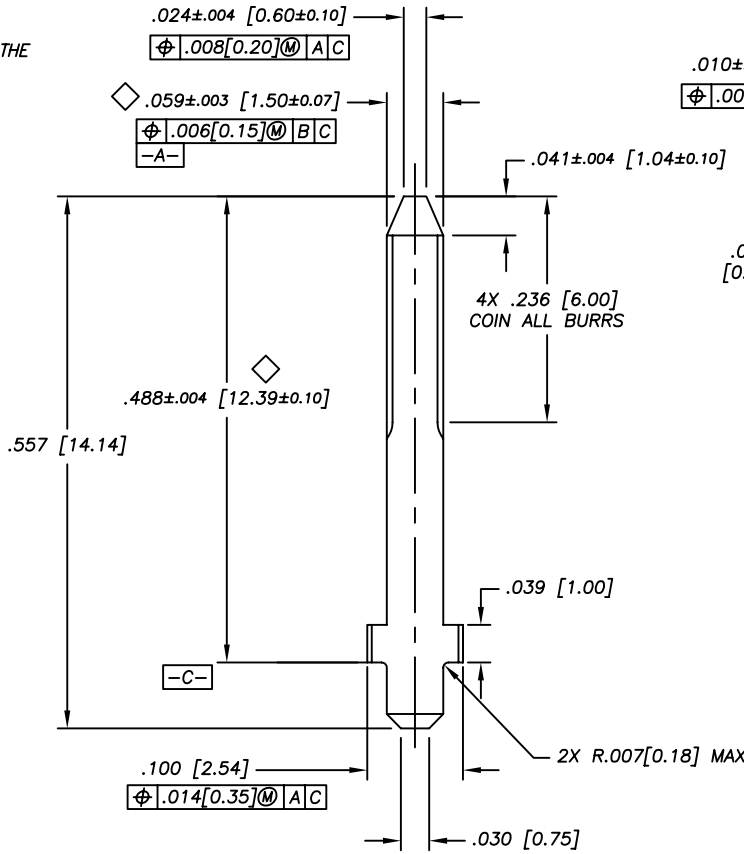
- 1. INTERPRET DRAWING IN ACCORDANCE WITH ANSI Y14.5-1982.
- 2. MATERIAL: C26000 BRASS, 1/2 HARD.
- 3. FINISH: "AA": POST-PLATED .000120" [.0030] MIN 90/10 TIN-LEAD OVER .000050" [.0010] MIN Ni.
FINISH: "TT": POST-PLATED .000120" [.0030] MIN MATTE TIN (LEAD FREE) OVER .000050" [.0010] MIN Ni.
- 4. ALL DIMENSIONS APPLY AFTER PLATING.
- 5. .004 MAX BLANKING BURR PERMISSIBLE. BURRS MUST NOT EXCEED THE SPECIFIED FEATURE TOLERANCE.
- 6. .005 MAX RADII & FILLETS PERMISSIBLE ON ALL CONRNNERS.
- 7. QUANTITY OF PARTS PER REEL: 30,000 ONE BREAK AND NO SPLICES ALLOWED WITHIN A REEL. NO TAPE TO BE USED ON REEL.
- 8. PART TO BE CLEAN AND FREE OF BURRS IN EXCESS OF .003, SHARP EDGES, AND/OR ALL OTHER FOREIGN MATTER.
- 9. 1 oz COPPER PLATED, .0010" NOMINAL MINIMUM, .000100" MIN NICKEL PER SIDE, .000030" MIN. 80/20 PALLADIUM-NICKEL.

| | |
|---------------|--------|
| 7-V1035-002TT | "TT" |
| 7-V1035-002AA | "AA" |
| PART NUMBER | FINISH |

| REV | REVISION RECORD | ECN | BY | APVD | DATE |
|-----|-----------------------------------|--------|-----|------|----------|
| A | INITIAL RELEASE PERM EWR 100610 | 500737 | TM | JB | 07-28-99 |
| B | PER EWR 100994 | 501165 | TM | JB | 12-13-00 |
| C | ADDED "TT" PLATING PER EWR 106296 | 505XXX | RJB | RJB | 12-18-03 |

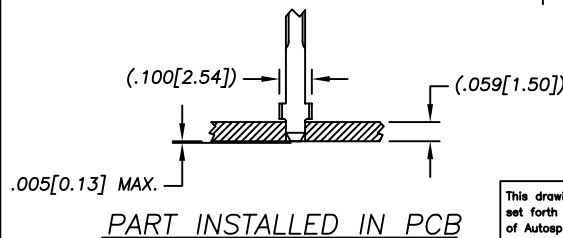
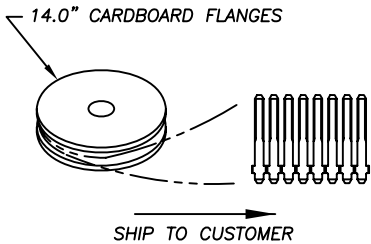


UNPLATED DIMS SHOWN



CUSTOMER DRAWING

WINDING INSTRUCTION



PART INSTALLED IN PCB

This drawing and the information set forth hereon are the property of Autossplice, Inc. and are to be held in trust and confidence. Publication, duplication, disclosure, or use for any purpose not expressly authorized in writing by Autossplice, Inc. is prohibited.

MATERIAL



FINISH



| | | | | | |
|---|------------------|--|-----------------------|---|----------------------|
| TOLERANCES UNLESS OTHERWISE SPECIFIED DIMS IN DECIMAL [MM] | | autossplice ® AUTOSPSPACE INC. | | AUTOSPSPACE INC. 10121 Barnes Canyon Road San Diego, California 92121 (858) 535-0077 | |
| DECIMAL: XX = ±.01 | [X.X] = ±[0.3] | THIRD ANGLE PROJECTION | | DRAWN BY MacKay | DATE 08-02-99 |
| [.XXX] = ±.005 | [X.XX] = ±[0.13] | TITLE | | ENGINEERED BY BIANCA | DATE 08-02-99 |
| ANGULAR: ±1° | | VERTICAL TERMINAL | | | |
| ◇ DENOTES SPECIAL CHARACTERISTIC | | SIZE C | FORM NO. 0AE89 | DRAWING NUMBER C7-V1035-002[] | REVISION C |
| SCALE: 10:1 | | CAD FILE NO. C7-V1035-002[] | | SHEET 1 OF 1 | |

4

3

2

1