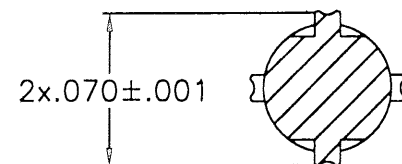
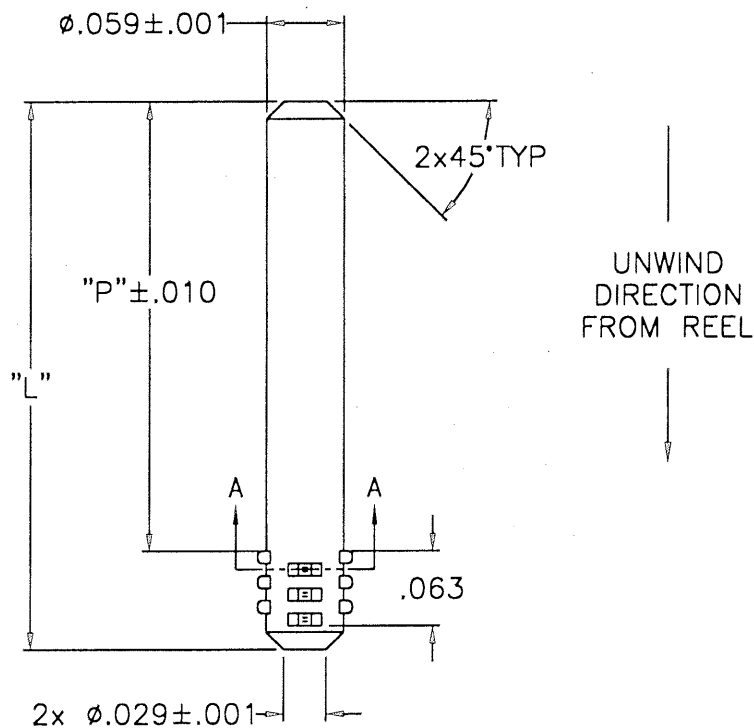
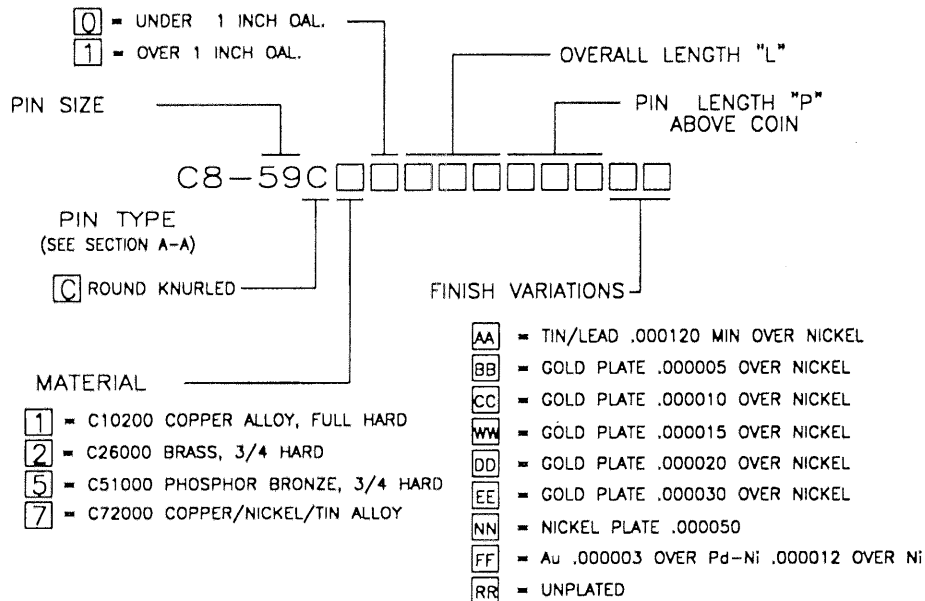


REV	REVISION RECORD	ECN	BY	APVD	DATE
A	INITIAL RELEASE PER EWR 100819	501327	RJB	RJB	2-13-01

NOTE: UNLESS OTHERWISE SPECIFIED

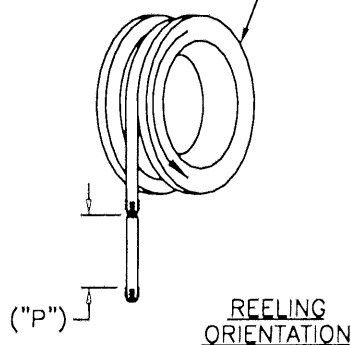
1. INTERPRET DRAWING IN ACCORDANCE WITH ANSI Y14.5-1982.
  2. ALL DIMENSIONS APPLY AFTER PLATING.
  3. PITCH CONSISTENCY TO BE WITHIN  $\pm 0.005$  WHEN THE OAL OF 5 STRIPS, (3.00") LONG ARE MEASURED.
- ⚠ PART TO BE SUPPLIED ON A CONTINUOUS REEL.

PART NUMBER BREAKDOWN



SECTION A-A

⚠ REELING ORIENTATION  
 AP/2 REEL  
 (24" O.D. x 20" I.D.)



CUSTOMER DRAWING

This drawing and the information set forth herein are the property of Autosplice, Inc. and are to be held in trust and confidence. Publication, duplication, disclosure, or use for any purpose not expressly authorized in writing by Autosplice, Inc. is prohibited.

TOLERANCES UNLESS OTHERWISE SPECIFIED DIMS IN INCHES DECIMAL: XX = $\pm .01$ XXX = $\pm .005$ ANGULAR: $\pm 3'$		10121 Burnham Canyon Road San Diego, California 92121 (619) 838-0077
		AUTOSPlice INC. AUTOSPlice, INC. DRAWN BY: <i>Badger</i> APPROVED BY: <i>Badger</i>
TITLE AUTOPIN/2 DETAIL PART DRAWING	DATE: 2-13-01 SIZE: 2-13-01	DENOTES SPECIAL CHARACTERISTIC
PART NO. C 0AE89 WORLDWIDE CAD FILE NO. 08-8000000 AND REV.	DRAWING NUMBER C8-59C	SHEET 1 OF 1