

4

3

2

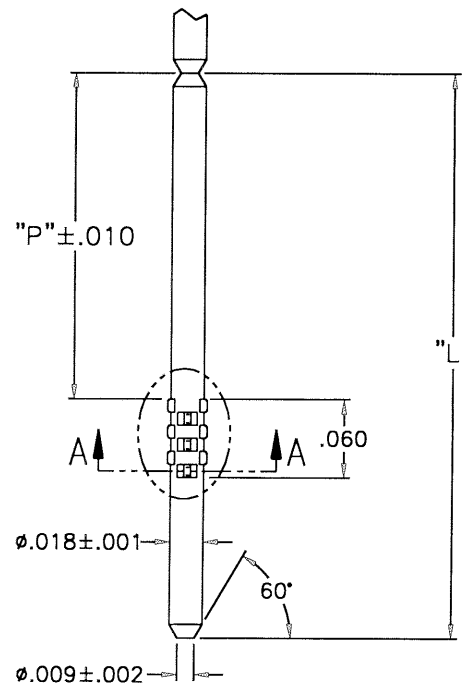
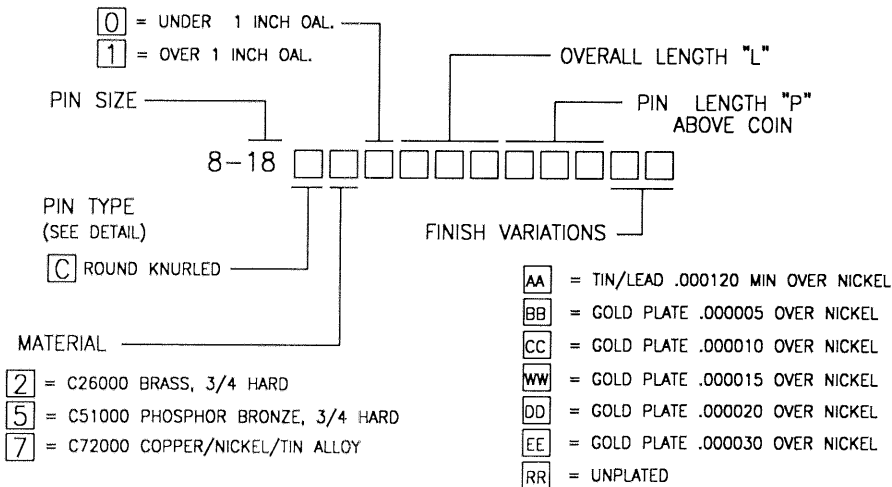
1

NOTE: UNLESS OTHERWISE SPECIFIED

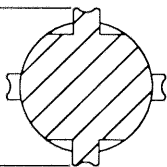
- 1. INTERPRET DRAWING IN ACCORDANCE WITH ANSI Y14.5-1982.
- 2. ALL DIMENSIONS APPLY AFTER PLATING.
- 3. PITCH CONSISTENCY TO BE WITHIN ±.005, WHEN THE OAL OF 5 STRIPS, (3.00") LONG ARE MEASURED.
- 4. PART TO BE SUPPLIED ON A CONTINUOUS REEL.

REV	REVISION RECORD	ECN	BY	APVD	DATE
A	INITIAL RELEASE PER EWR 980224	15538	JB	JB	06-10-98
B	UNPLATED PIN PER EWR 100052	500033	RJB	JB	10-20-98

PART NUMBER BREAKDOWN

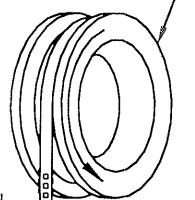


2x.024 ± .001



SECTION A-A

REELING ORIENTATION
 AP/2 REEL
 (24" O.D. x 20" I.D.)



REELING ORIENTATION

CUSTOMER DRAWING

This drawing and the information set forth hereon are the property of Autospluce, Inc. and are to be held in trust and confidence. Publication, duplication, disclosure, or use for any purpose not expressly authorized in writing by Autospluce, Inc. is prohibited.

TOLERANCES UNLESS OTHERWISE SPECIFIED DIMS IN INCHES	DECIMAL: XX = ± .01 XXX = ± .005	ANGULAR ± 3'
--	--	-----------------

autospluce 10121 Barnes Canyon Road San Diego, California 92121 (619) 535-0077		DATE: 06-10-98
DRAWN BY: JOE		DATE: 06-10-98
CHECKED BY: BIANCA		DATE: 06-10-98
TITLE: AUTOPIN/2 DETAIL PART DRAWING		
SIZE: C	PINCH NO.: OAE89	REVISION: B
RELD: NONE	CAD FILE NO.: C8-18CXXXX.DWG	SHEET: 1 OF 1

4

3

2

1