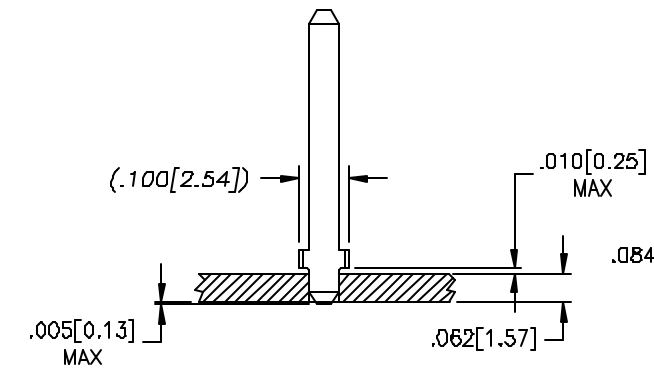
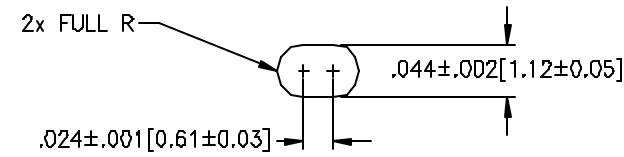
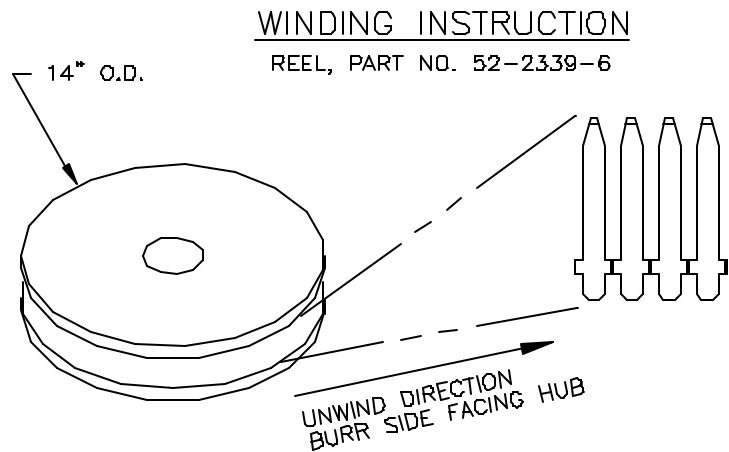
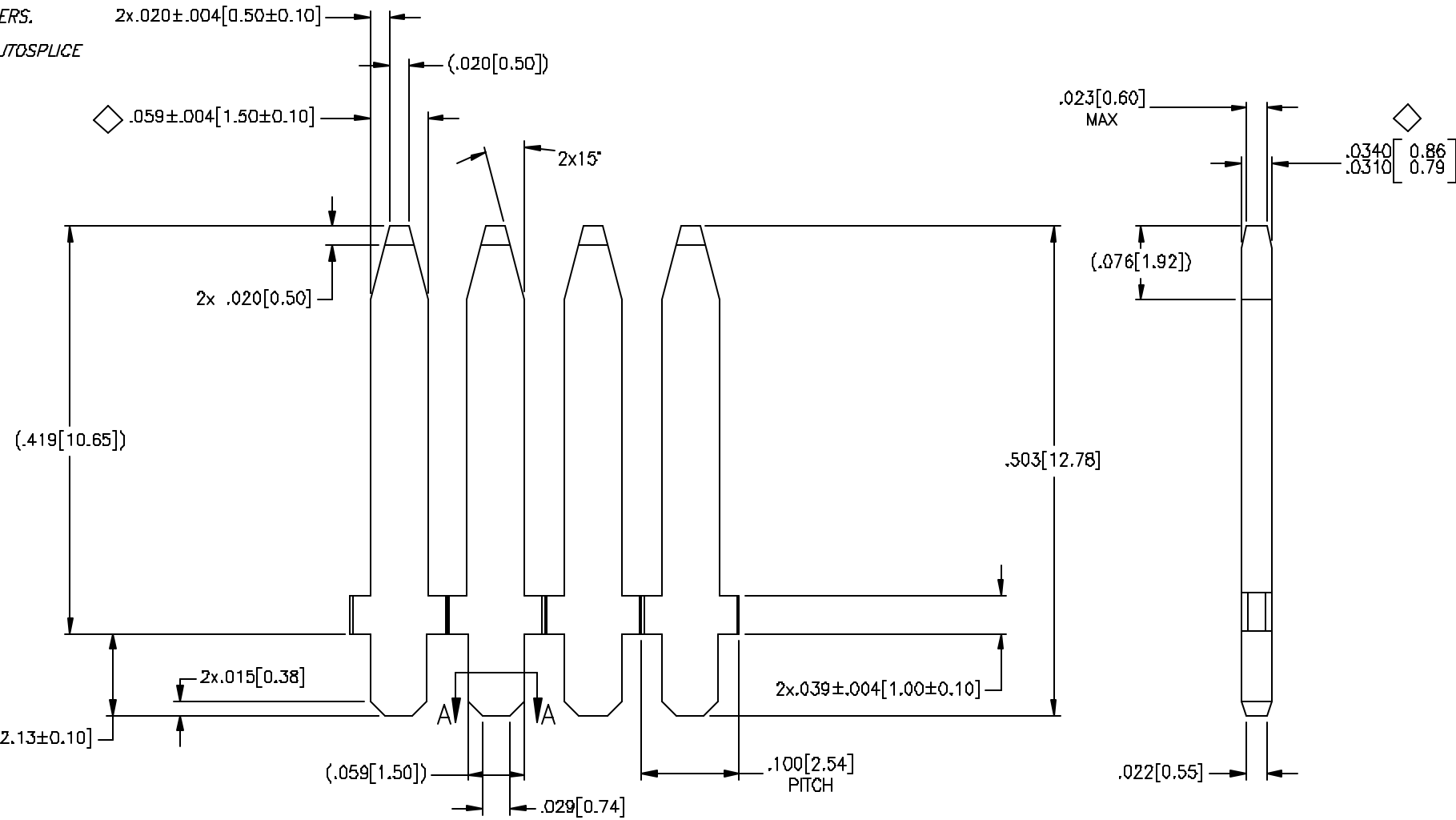


NOTES: UNLESS OTHERWISE SPECIFIED

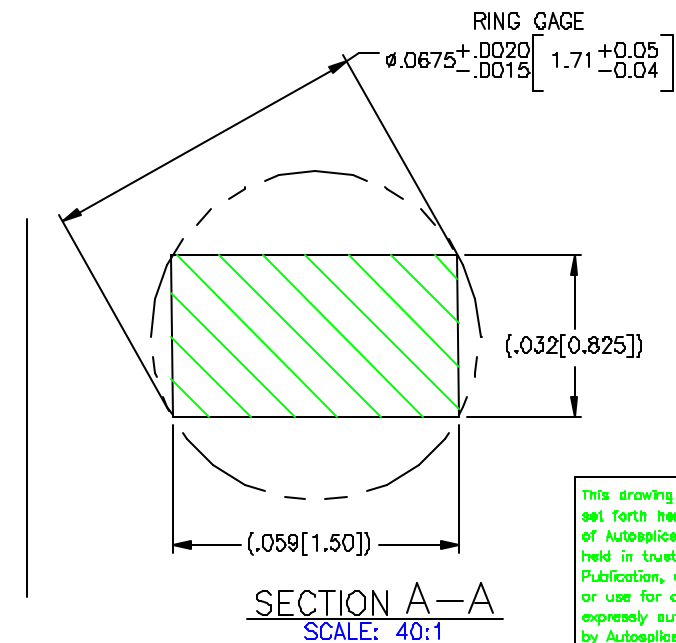
1. INTERPRET DRAWING IN ACCORDANCE WITH ANSI Y14.5-1982.
2. MATERIAL: C26000 BRASS, 3/4 HARD.
3. FINISH: POST-PLATED .000120" [0.0030] MIN MATTE 90/10 TIN-LEAD OVER .000050" [0.00127] MIN Ni.
4. ALL DIMENSIONS APPLY AFTER PLATING.
5. .005[0.13] MAX BLANKING BURR PERMISSIBLE.
6. .005[0.13] MAX RADII & FILLETS PERMISSIBLE ON ALL CORNERS.
7. QUANTITY OF PARTS PER REEL: 20,000±15% PACKAGE PER AUTOSPLICE SPEC 0049.
8. RECOMMENED UNPLATED PUNCHED HOLE:



PART INSTALLED IN PCB



WINDING INSTRUCTION
REEL, PART NO. 52-2339-6



SECTION A-A
SCALE: 40:1

REV	REVISION RECORD	ECN	BY	APVD	DATE
X4	PER CDR 300599	-	JB	JB	-
A	INITIAL RELEASE PER EWR 102433	502546	JB	JB	-

CUSTOMER DRAWING

TOLERANCES		AUTOSPLICE INC.	
DECIMAL: XX	±.01	10121 Barnes Canyon Road San Diego, California 92121 (619) 534-0077	
[X.X]	±[0.3]	JOE 11-14-01	
.XXX	±.005	BIANCA 11-14-01	
[X.XX]	±[0.13]	VERTICAL 1.5mm TERMINAL	
ANGULAR	±5°	A	OAE89 C7-V1063-002AA A
		101	C7-V1063A.DWG

This drawing and the information set forth hereon are the property of Autosplice, Inc. and are to be held in trust and confidence. Publication, duplication, disclosure, or use for any purpose not expressly authorized in writing by Autosplice, Inc. is prohibited.

MATERIAL
2
FINISH
3