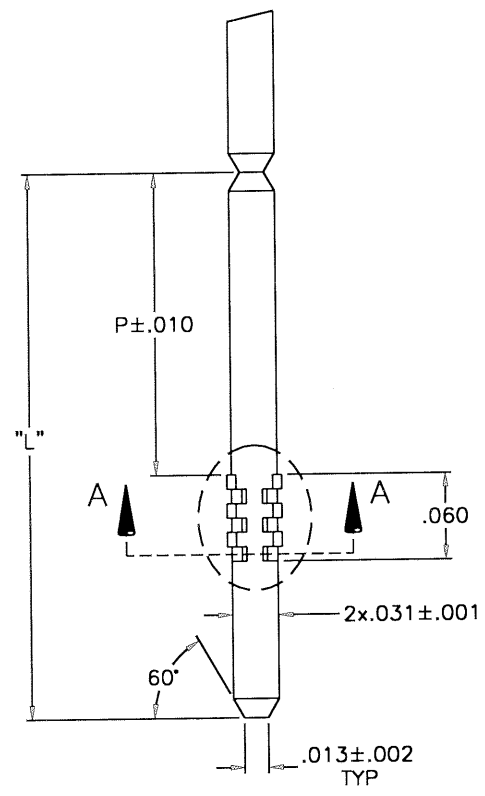
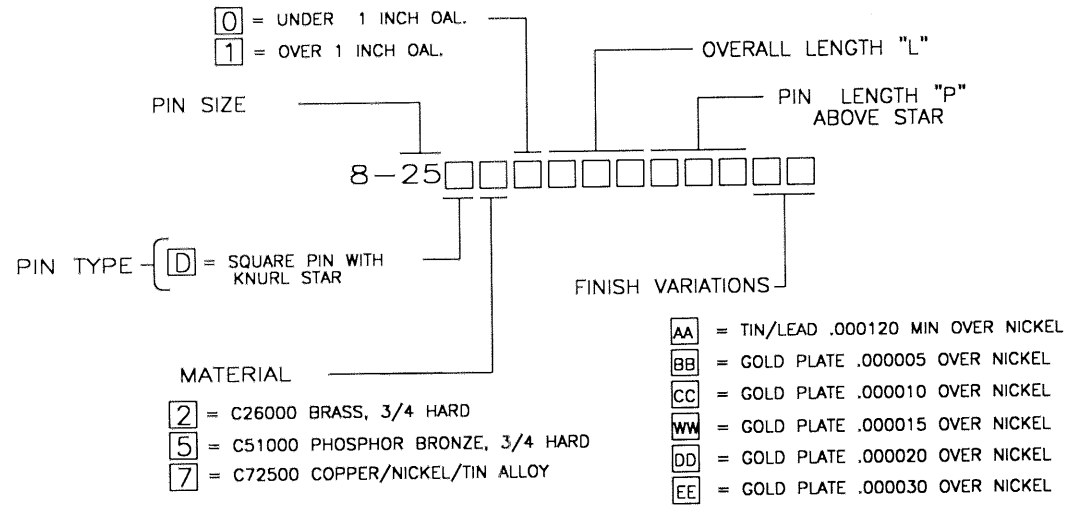


REV	REVISION RECORD	ECN	BY	APPROV	DATE
A	INITIAL RELEASE	14870	JOE	JB	2/97

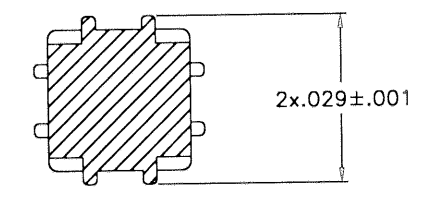
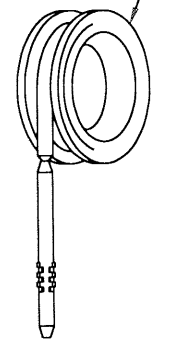
NOTE: UNLESS OTHERWISE SPECIFIED

1. INTERPRET DRAWING IN ACCORDANCE WITH ANSI Y14.5-1982.
2. REMOVED
3. PITCH CONSISTENCY TO BE WITHIN ± 0.005 OVER 3.000 INCHES.
4. PART TO BE SUPPLIED ON A CONTINUOUS REEL.
5. ALL DIMENSIONS APPLY AFTER PLATING.

PART NUMBER BREAKDOWN



REELING ORIENTATION
 AP/2 REEL
 (24" O.D. x 20" I.D.)



CUSTOMER DRAWING

This drawing and the information set forth herein are the property of Autosplince, Inc. and are to be held in trust and confidence. Publication, duplication, disclosure, or use for any purpose not expressly authorized in writing by Autosplince, Inc. is prohibited.	ALL DIMENSIONS ARE IN INCHES	autosplince AUTOSPLINCE INC. 10121 Barnes Canyon Road San Diego, California 92121 (619) 533-0077	DESIGNED BY MAC M DATE 8-29-96	
	DECIMAL: XX = ± 0.01 XXX = ± 0.004	THIRD ANGLE PROJECTION 	APPROVED BY J BIANCA DATE 8-26-96	REV.
	ANGULAR: $\pm 3'$	TITLE AUTOPIN/2 DETAIL PART DRAWING	DRAWING NUMBER C8-25000000000000000000	SHEET 1 OF 1