

4

3

2

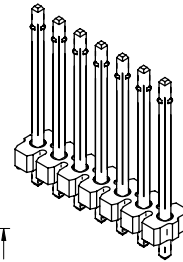
1

NOTES: UNLESS OTHERWISE SPECIFIED

1. INTERPRET DRAWING IN ACCORDANCE WITH ASME Y14.5-1994.

2. 5,000 PINS APPROX. PER AUTOHEADER™ REEL. FEEDER COMPATIBLE
SPICES PERMITTED, 2 SPLICES MAX. PER REEL

3. HEADERS CAN BE SUPPLIED CUT TO LENGTH AS INDICATED.

AUTOTRIMMER™ CUT-TO-LENGTH MACHINE
ORDER MODEL ATR-1000 MACHINE TO CUT HEADERS FROM REEL TO
LENGTHS FROM 2-10 POSITIONS.

PART NO./ORDERING CODE

TYPE

1 ROW,
.156 [3.96] CENTERS

PIN SIZE/SHAPE

CODE SIZE
F = .045 SQ
[1.14]

TOTAL NO. OF POS.

FINISH: POST PLATED

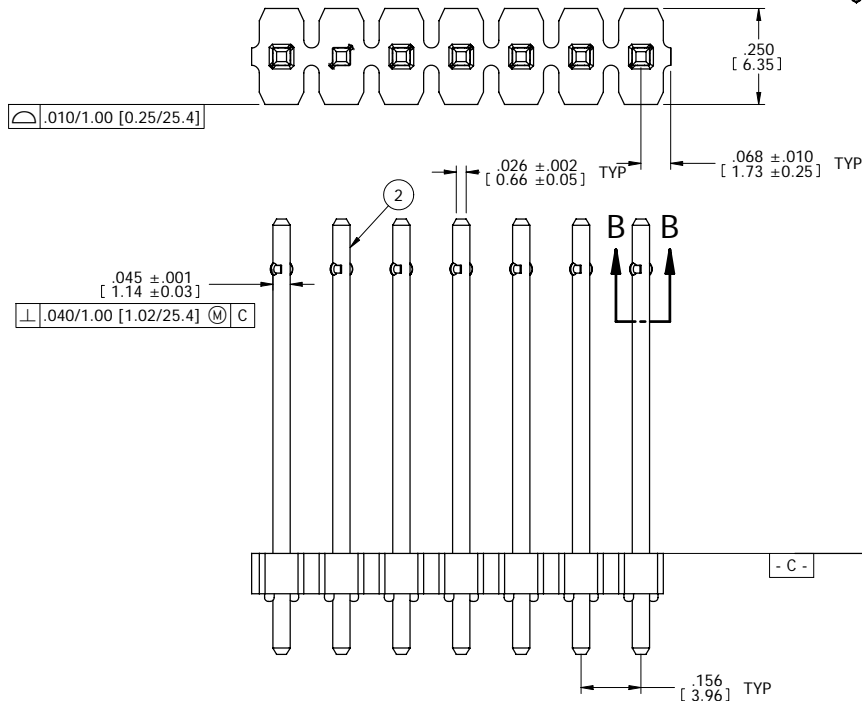
UNDER PLATING .000050" [1.27 MICRONS] MIN. NICKEL

CODE	DESCRIPTION
AA	.000120" [3.05 MICRONS] MIN. TIN/LEAD ALL OVER

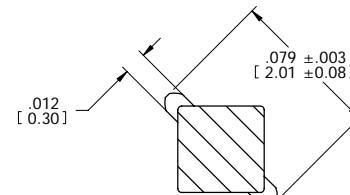
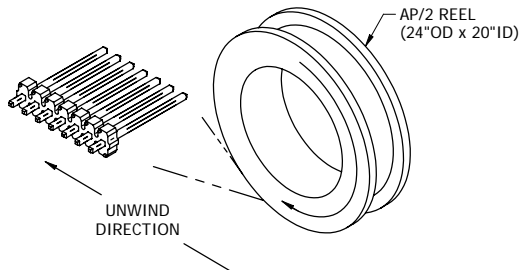
DIMENSIONS:

CODE	A	B	C REF	D
A1	.871 ± .010 [22.12 ± 0.25]	.138 ± .010 [3.50 ± 0.25]	1.134 [28.80]	.875 ± .015 [22.23 ± 0.38]

2. 00 = CONTINUOUS REEL

3. CUT HEADER SIZES:
2 TO 10 POSITIONS
BULK PACKAGED IN POLYBAG
CUSTOMER DIMENSIONS ARE AVAILABLE
UPON REQUEST FROM FACTORY.

2. REELED HEADER ORIENTATION



SECTION B-B

MATERIAL:

1. INSULATOR:

THERMOPLASTIC POLYESTER
FLAMMABILITY RATED: UL 94V-0
COLOR: BLACK

2. PIN: BRASS, C26000

FINISH:

SEE P/N ORDERING CODE
(PIN TIPS BARE AT CUT-OFF)

CUSTOMER DRAWING

TOLERANCES UNLESS OTHERWISE SPECIFIED DIMENSIONS IN INCHES (MILLIMETERS)		autosplice®		Autosplice, Inc. 10121 Barnes Canyon Rd. San Diego, CA 92121-2725 858.535.0072	
DECIMAL:	XX = ± .01 [X.X] = ± [0.3] XXX = ± .005 [X.XX] = ± [0.13]	ENGINEERED BY	Pete	DATE	07/14/04
ANGULAR:	± 5°	ENGINEERED BY	PVB	DATE	07/14/04
TITLE: AUTOHEADER 1 ROW .156 CTRS W/ STANDOFF PINS					
SIZE: C OAE89 C23-1068-01					
SCALE: 4:1					

The drawing and the information
set forth herein are the property
of Autosplice, Inc. and are to be
held in trust and confidence.
Publication, disclosure, or use for
any purpose not expressly
authorizing in writing by
Autosplice, Inc. is prohibited.

F

E

D

C

B

A