

PART NO.	A	B	C
23-1046F02 AA	1	.156 [3.96]	.292±.020 [7.42±0.51]
23-1046F03 AA	2	.312 [7.92]	.448±.020 [11.38±0.51]
23-1046F04 AA	3	.468 [11.89]	.604±.020 [15.34±0.51]
23-1046F05 AA	4	.624 [15.85]	.760±.020 [19.30±0.51]
23-1046F06 AA	5	.780 [19.81]	.916±.020 [23.27±0.51]
23-1046F07 AA	6	.936 [23.77]	1.072±.020 [27.23±0.51]
23-1046F08 AA	7	1.092 [27.74]	1.228±.020 [31.19±0.51]
23-1046F09 AA	8	1.248 [31.70]	1.384±.020 [35.15±0.51]
23-1046F10 AA	9	1.404 [35.66]	1.540±.020 [39.12±0.51]

PART NO. / ORDERING CODE

23-1046 F AA X

TYPE
1 ROW, RIGHT ANGLE
.156 [3.96] CENTERS

PIN SIZE/SHAPE
CODE **SIZE**
F = .045 SQ
[1.57]

TOTAL NO. OF POS.
2 00 = CONTINUOUS REEL
02 - 10 = BULK PACKAGED

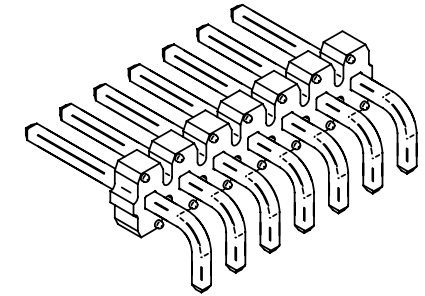
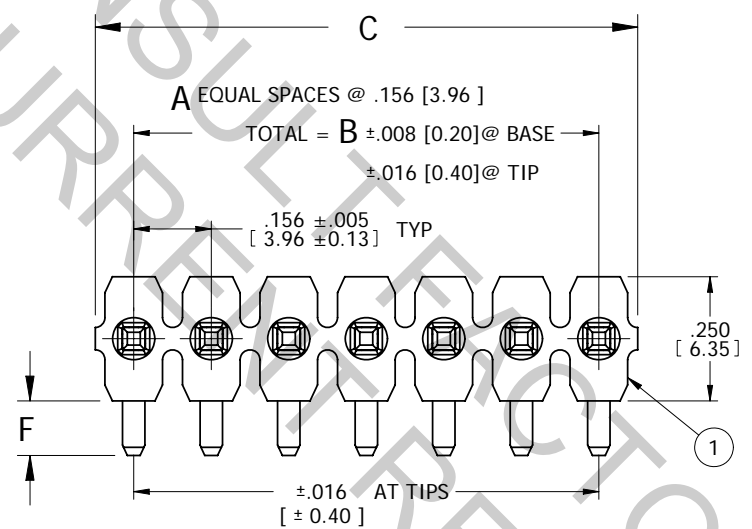
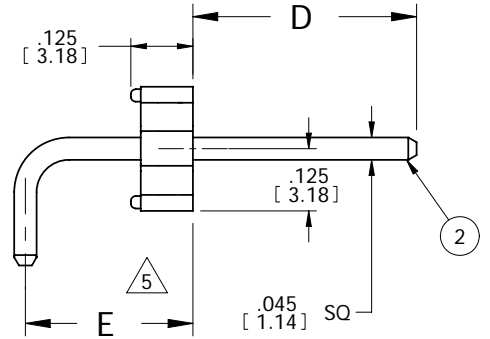
VARIATION
OMIT FOR STD

FINISH
UNDER PLATING .000050" [1.27 MICRONS] MIN. NICKEL

CODE	DESCRIPTION
AA	.000120" [3.05 MICRONS] MIN. TIN/LEAD ALL OVER

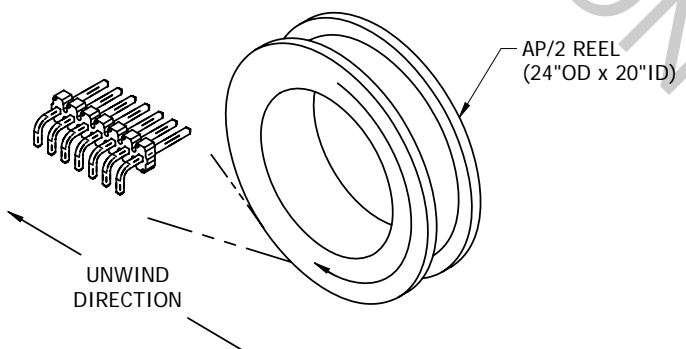
CODE	D	E	F
A1	.45 [11.4]	.337 [8.56]	.110±.015 [2.79±0.38]

REV	REVISION RECORD	ECN	BY	APVD	DATE
A	RELEASED FOR PRODUCTION	502945	Pete	PVB	10/08/03
B	DELETED COINED TAILS	503404	Pete	PVB	06/17/04
C	CORRECT DIM IN NOTE #4	505484	HR	PVB	08/01/08



P/N 23-104607A1AA SHOWN

REELED HEADER ORIENTATION



- MATERIAL:**
- ① **INSULATOR:**
THERMOPLASTIC POLYESTER
FLAMMABILITY RATED: UL 94V-0
COLOR: BLACK
- ② **PIN:** BRASS
- FINISH:**
SEE PART NO. / ORDERING CODE
(PIN TIPS BARE AT CUT-OFF)

- NOTES: UNLESS OTHERWISE SPECIFIED
1. INTERPRET DRAWING IN ACCORDANCE WITH ANSI Y14.5-1982.
2. TBD PINS APPROX. PER AUTOHEADER™ REEL. FEEDER COMPATIBLE SPLICES PERMITTED, 2 SPLICES MAX. PER REEL
3. HEADER MATES WITH TYCO ELECTRONICS P/N SERIES MTA-156, FEMALE HOUSING P/N 640251-7 WITH TERMINAL P/N 770522-1.
4. PC BOARD RECOMMENDED HOLE SIZE Ø .066±.003 [1.68±0.08] PTH.
5. THIS DIMENSION TO BE VERIFIED USING GAGE F23-1046-07. PART MUST FIT GAGE UNDER 1 LB. FORCE.

CUSTOMER DRAWING

The drawing and the information set forth herein are the property of AutosplICE, Inc. and are to be held in trust and confidence. Publication, disclosure, or use for any purpose not expressly authorizing in writing by AutosplICE, Inc. is prohibited.

TOLERANCES UNLESS OTHERWISE SPECIFIED DIMENSIONS IN INCHES (mm)	autosplICE [®]		AutosplICE, Inc. 10121 Barnes Canyon Rd. San Diego, CA 92121-2725 858-535-1077
DECIMAL: .XX = ±.01 [X.X] = ±[0.3] XXX = ±.005 [X.XX] = ±[0.13]	THIRD ANGLE PROJECTION	DRAWN BY Pete	DATE 3/13/03
ANGULAR: ± 5°	TITLE AUTOHEADER™ .156 CTRS, RT ANGLE	ENGINEERED BY PVB	REVISION 3/13/03
DENOTES SPECIAL CHARACTERISTIC	SIZE C	DRAWING NUMBER OAE89 C23-1046	MODEL NO. 23-1046.asm
SCALE: 4:1	CAD NO.	C23-1046.dft	SHEET 1 OF 1