	<b>Quality System Standards &amp; Procedures</b>	<b>SPEC-0055 Rev A</b>
<b>TITLE: Autosplice Supplier Labeling Specification</b>		<b>Date: 7/23/06</b>
<b>Approved BY: Jay Badger, Component Engineering</b>		<b>Page 1 of 4</b>

1.0 Purpose:

This specification was developed to include the minimum requirements and standardization for package identification.

2.0 Scope:

This specification applies to all suppliers who ship products to Autosplice.

3.0 Reference specifications:

3.1 SPEC-0049                      Continuously Reeled Packaging Requirements

4.0 Definitions:

4.1 AIAG                              Automotive Industry Action Group  
(248) 358-3570

5.0 Responsibilities:

Suppliers are responsible for producing and attaching the required labeling information to all packages containing Autosplice products.

6.0 Specifications:

6.1 Label Size:

- 6.1.1 Label size will be determined by the package size and the information on the label other than the minimum requirements.
- 6.1.2 All over-packed material must have a minimum of one label that includes the minimum information as outlined within this specification section 6.2.2
- 6.1.3 Each individual package inside the over-pack must have a minimum of one label that includes the minimum information as outlined within this specification section 6.2.3. Minimum individual label size: 2"x3".

6.2 Label Information:

6.2.1 Definitions:

**Over-pack:** A single container that contains total quantities of like items.

**Individual:** (sub-pack) Smaller packs within a larger container.

6.2.2 **Over-pack** labels must have the following information, listed in this order.

- P.O. – Autosplice Purchase Order Number
- Packing Slip – Suppliers Pack Slip Number
- A/S P/N – Autosplice Part Number
- Quantity – Total Quantity in package
- Eng Rev – Autosplice’s Engineering Revision Level
- Mfg Date – Supplier’s Manufacturing Date (YYYYMMDD)

<b>autosplice</b> Innovative Interconnections™	<b>Quality System Standards &amp; Procedures</b>	<b>SPEC-0055 Rev A</b>
<b>TITLE: Autosplice Supplier Labeling Specification</b>		<b>Date: 7/23/06</b>
<b>Approved BY: Jay Badger, Component Engineering</b>		<b>Page 2 of 4</b>







Over-pack label example:

P.O.#: <b>347881</b> 	<b>Autosplice Inc.</b> San Diego, CA 92121
Packing Slip # <b>134987</b> 	Eng Rev: <b>B</b> 
R/S Part#: <b>8-251F5000RATT</b> 	MFG DATE: <b>20060526</b> 
Quantity: <b>25000</b> 	<b>SUPPLIER-label</b>

6.2.3 **Individual** labels must have the following information, listed in this order.

- P/N – Autosplice Part Number
- Quantity – Quantity In Single Bag, Box, or on Reel
- P.O. – Autosplice Purchase Order Number
- Lot Code – Supplier’s Lot Code
- Reel # – Number Of Reel In Lot (if applicable)
- Mfg Date – Supplier’s Manufacturing Date (YYYYMMDD)
- Eng Rev – Autosplice’s Engineering Revision Level

Individual label example:

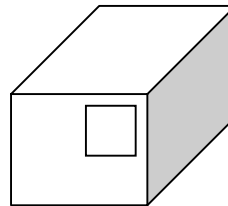
Part #: <b>8-251F5000RATT</b> 	
Quantity: <b>40000</b> 	PO #: <b>1234567</b> 
Lot Code: <b>12365478911</b> 	Reel # <b>1</b>
Mfg Date: <b>20060606</b> 	Eng Rev: <b>B</b> 
<b>Autosplice Supplier Label</b>	

<b>autosplice</b> Innovative Interconnections™	<b>Quality System Standards &amp; Procedures</b>	<b>SPEC-0055 Rev A</b>
<b>TITLE: Autosplice Supplier Labeling Specification</b>		<b>Date: 7/23/06</b>
<b>Approved BY: Jay Badger, Component Engineering</b>		<b>Page 3 of 4</b>

6.2.4 Barcode Symbology used shall follow AIAG guidelines in Code 39 or Code 128 formats.

6.3 Label Location:

6.3.1 Over-pack labels shall be placed the Upper, Right, End, Corner of package



6.3.2 Individual labels may be centered on Bag or Reel, in a clear visual location.

7.0 Classifications:

7.1 Types of Packaged Items and Requirements:

7.1.1 **Code A** – Production Goods

- Examples include: Contacts, connectors, assemblies, etc.
- Requires **Over-pack** and **Individual** labels.
- Reference Packaging Specification SPEC-0049.

7.1.2 **Code B** – Bulk Items

- Examples include: Empty reels, trays, solder, etc.
- Requires **Over-pack** labels only.

7.1.3 **Code C** – Mixed Packaging

- Examples include: Toolmaker parts, die parts, blanks, etc.
- Requires **Individual** labels only.

7.1.4 **Code D** – Special Items

- Requirements per custom Autosplice Labeling Specification.

8.0 Revision History:

A	NEW RELEASE	504627	COC	7/26/06
<b>REV.</b>	<b>DESCRIPTION</b>	<b>ECN</b>	<b>APVD</b>	<b>DATE</b>

<b>autosplice</b> <sup>®</sup> Innovative Interconnections™	<b>Quality System Standards &amp; Procedures</b>	<b>SPEC-0055</b> <b>Rev A</b>
<b>TITLE: Autosplice Supplier Labeling Specification</b>		<b>Date: 7/23/06</b>
<b>Approved BY: Jay Badger, Component Engineering</b>		<b>Page 4 of 4</b>